






ThinkMarks Bookmark




Instructions

1. Print and laminate ThinkMarks bookmarks.
2. Use a ruler to cut along crop lines.
3. Distribute to students as a quick reference for note taking while reading.






LOL Funny Part
? Confusing
 Favorite Part
P Made a Predication
I Inferred Something
C Made a Connection
 Visualized Something
 Important Part/Info
! Exciting
N New Info Learned






LOL Funny Part
? Confusing
 Favorite Part
P Made a Predication
I Inferred Something
C Made a Connection
 Visualized Something
 Important Part/Info
! Exciting
N New Info Learned



LOL Funny Part
? Confusing
 Favorite Part
P Made a Predication
I Inferred Something
C Made a Connection
 Visualized Something
 Important Part/Info
! Exciting
N New Info Learned



LOL Funny Part
? Confusing
 Favorite Part
P Made a Predication
I Inferred Something
C Made a Connection
 Visualized Something
 Important Part/Info
! Exciting
N New Info Learned