

# MONSTER MEMORY

## Get to Know Your Classmates!



### INSTRUCTIONS:

1. Print and laminate one card for each student. Some Cards will be repeated.
2. Divide the class into two teams.
3. Everyone takes a Monster Memory Card.
4. The team with the youngest player goes first by saying their first name and what their monster card activity is, ie "I'm Michael and I'm riding a bike"
5. Now the first player on the other team goes and calls out their name, their activity plus the previous name and activity. "I'm Kaitlyn and I'm reading a book, that's Michael and he's riding a bike."
6. This continues until someone misses either a name or an activity and the other team is awarded a point.
7. Play can continue to a set amount of points or alternatively a team who answers incorrectly gets a strike and play continues until 3 strikes.


For a more challenging game (grades 4th & 5th) consider using first and last names or last initial.




Doing Homework



Reading a Book



Studying



Texting a Friend




Walking the Dog



Eating Lunch



Doing a Craft



Watching Television



Baking Cookies



Playing a Sport