




Valentine Bookmarks

Just cut, fold and laminate. Then you can punch a hole and add ribbon.



 • Be My Valentine	To: From:
 • Be My Valentine	To: From:
 • Be My Valentine	To: From: