

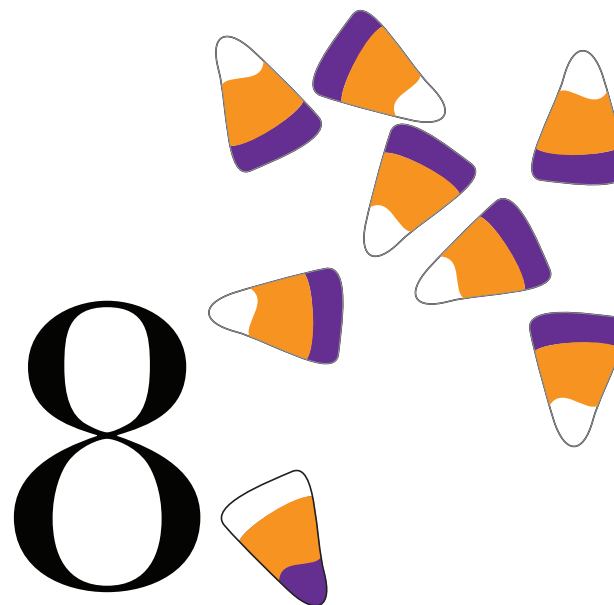



1

2

4

3



5

6




7



8




9


10











PRINT THE TEMPLATES; SET THE PRINT SIZE OPTION TO "FIT TO PAGE"



CUT OUT THE CHARACTERS



GLUE THE CHARACTERS TO MATCH THE NUMBER ON THE CARDS WITH THE NUMBERS ONLY



LAMINATE THE TWO SETS OF TEMPLATES - THE ORIGINAL ONE AND THE ONE WITH THE GLUED CHARACTERS; INCLUDE THE DOTTED BACKS BEFORE LAMINATING



CUT OUT THE CARDS SO THAT YOU HAVE 2 SETS OF EACH NUMBER IN ORDER TO PLAY A MATCHING GAME; ALL THE CARDS SHOULD HAVE THE SAME DOTTED BACKS